

**UNITED STATES
SECURITIES AND EXCHANGE COMMISSION**

Washington, D.C. 20549

FORM 8-K

**CURRENT REPORT
PURSUANT TO SECTION 13 OR 15(d) OF THE
SECURITIES EXCHANGE ACT OF 1934**

Date of Report (Date of earliest event reported): July 26, 2023

ALKERMES PUBLIC LIMITED COMPANY

(Exact name of registrant as specified in its charter)

Ireland
(State or other jurisdiction
of incorporation)

001-35299
(Commission
File Number)

98-1007018
(IRS Employer
Identification No.)

**Connaught House, 1 Burlington Road
Dublin 4, Ireland D04 C5Y6**
(Address of principal executive offices)

Registrant's telephone number, including area code: + 353-1-772-8000

Check the appropriate box below if the Form 8-K filing is intended to simultaneously satisfy the filing obligation of the registrant under any of the following provisions (see General Instruction A.2. below):

- Written communications pursuant to Rule 425 under the Securities Act (17 CFR 230.425)
- Soliciting material pursuant to Rule 14a-12 under the Exchange Act (17 CFR 240.14a-12)
- Pre-commencement communications pursuant to Rule 14d-2(b) under the Exchange Act (17 CFR 240.14d-2(b))
- Pre-commencement communications pursuant to Rule 13e-4(c) under the Exchange Act (17 CFR 240.13e-4(c))

Securities registered pursuant to Section 12(b) of the Act:

Title of each class	Trading Symbol(s)	Name of each exchange on which registered
Ordinary shares, \$0.01 par value	ALKS	Nasdaq Global Select Market

Indicate by check mark whether the registrant is an emerging growth company as defined in Rule 405 of the Securities Act of 1933 (§230.405 of this chapter) or Rule 12b-2 of the Securities Exchange Act of 1934 (§240.12b-2 of this chapter).

Emerging growth company

If an emerging growth company, indicate by check mark if the registrant has elected not to use the extended transition period for complying with any new or revised financial accounting standards provided pursuant to Section 13(a) of the Exchange Act.

Item 2.02 Results of Operations and Financial Condition.

On July 26, 2023, Alkermes plc (the “Company”) announced financial results for the three and six months ended June 30, 2023. Copies of the related press release and the investor presentation to be displayed during the Company’s conference call on July 26, 2023 discussing such financial results are furnished herewith as Exhibit 99.1 and Exhibit 99.2, respectively. This information, including Exhibits 99.1 and 99.2, shall not be deemed “filed” for purposes of Section 18 of the Securities Exchange Act of 1934, as amended (the “Exchange Act”), or incorporated by reference in any filing under the Securities Act of 1933, as amended, or the Exchange Act, except as shall be expressly set forth by specific reference in such a filing.

Item 9.01 Financial Statements and Exhibits.

(d) Exhibits

EXHIBIT INDEX

Exhibit No.	Description
99.1	Press release issued by Alkermes plc on July 26, 2023 announcing financial results for the three and six months ended June 30, 2023.
99.2	Investor presentation to be displayed by Alkermes plc on July 26, 2023.
104	Cover page interactive data file (embedded within the Inline XBRL document).

SIGNATURE

Pursuant to the requirements of the Securities Exchange Act of 1934, the registrant has duly caused this report to be signed on its behalf by the undersigned hereunto duly authorized.

ALKERMES PLC

Date: July 26, 2023

By: /s/ Iain M. Brown
Iain M. Brown
Senior Vice President, Chief Financial Officer (Principal Financial Officer
and Principal Accounting Officer)

Alkermes Contacts:

For Investors: Sandy Coombs +1 781 609 6377
 For Media: Katie Joyce +1 781 249 8927

Alkermes plc Reports Second Quarter 2023 Financial Results

— *Second Quarter Revenues of \$617.4 Million Reflect Strong Performance of Proprietary Product Portfolio and Reinstatement of Long-Acting INVEGA® Product Royalties* —

— *Net Sales of Proprietary Products Increased Approximately 21% Year-Over-Year* —

— *Prevailed in Janssen Arbitration; Recorded \$248.4 Million in Back Royalties and Interest* —

— *GAAP Net Income of \$237.1 Million and Non-GAAP Net Income of \$94.3 Million* —

— *Financial Expectations for Full-Year 2023 Reiterated* —

DUBLIN, July 26, 2023 — Alkermes plc (Nasdaq: ALKS) today reported financial results for the second quarter of 2023.

“The second quarter clearly demonstrated Alkermes’ strong execution against our strategic priorities. We generated double-digit growth of our proprietary commercial products, advanced our development pipeline, and progressed the planned separation of our oncology business,” said Richard Pops, Chief Executive Officer of Alkermes. “As we enter the second half of the year, we are well positioned to continue to make meaningful progress across the business and drive shareholder value.”

“Our second quarter results reflect solid execution across our portfolio, highlighted by 21% year-over-year growth of our proprietary commercial products and reinstatement of the long-acting INVEGA product royalties in the U.S.,” commented Iain Brown, Chief Financial Officer of Alkermes. “We are in a strong financial position with more than \$907 million of cash and total investments and, today, we are reiterating our financial expectations for 2023 that were provided in June following receipt of the favorable final award in our arbitration with Janssen. We continue to expect royalty revenues from Janssen for these long-acting INVEGA products to be incrementally accretive to Alkermes’ bottom line in 2023 and beyond, as we continue to manage our business to drive profitability for the benefit of Alkermes’ shareholders.”

Quarter Ended June 30, 2023 Financial ResultsRevenues

- Total revenues for the quarter were \$617.4 million, compared to \$276.2 million for the same period in the prior year. Total revenues in the second quarter of 2023 included \$248.4 million of back royalties and associated interest related to the successful outcome of the company’s arbitration with Janssen Pharmaceutica N.V. (Janssen), a subsidiary of Johnson & Johnson.
- Net sales of proprietary products for the quarter increased approximately 21% to \$231.5 million, compared to \$190.8 million for the same period in the prior year.
 - o Net sales of VIVITROL® were \$102.1 million, compared to \$96.1 million for the same period in the prior year, representing an increase of approximately 6%.
 - o Net sales of ARISTADA®i were \$82.4 million, compared to \$74.6 million for the same period in the prior year, representing an increase of approximately 10%.
 - o Net sales of LYBALVI® were \$47.0 million, compared to \$20.1 million for the same period in the prior year, representing an increase of approximately 134%.

- Manufacturing and royalty revenues for the quarter were \$385.9 million, compared to \$85.3 million for the same period in the prior year.
 - Royalty revenues from INVEGA SUSTENNA®/XEPLION®, INVEGA TRINZA®/TREVICTA® and INVEGA HAFYERA®/BYANNLI® (the long-acting INVEGA products) for the quarter were \$321.2 million, which included \$195.4 million and \$50.2 million of back royalties and associated interest related to U.S. net sales of these products in 2022 and in the first quarter of 2023, respectively. The company recorded royalty revenues from these products of \$26.6 million for the same period in the prior year.
 - Manufacturing and royalty revenues from VUMERITY® for the quarter were \$32.3 million, compared to \$26.2 million for the same period in the prior year.

Costs and Expenses

- Total operating expenses for the quarter were \$378.2 million, compared to \$310.7 million for the same period in the prior year. The increase was driven primarily by investment in the launch of LYBALVI and expenses associated with the planned separation of the oncology business.
 - Cost of Goods Manufactured and Sold was \$63.3 million, compared to \$58.4 million for the same period in the prior year.
 - Research and Development (R&D) expenses were \$100.8 million, compared to \$92.9 million for the same period in the prior year, primarily reflecting acceleration in recruitment for the nemvaleukin alfa (nemvaleukin) clinical studies and investment in the ALKS 2680 phase 1 study.
 - Selling, General and Administrative (SG&A) expenses were \$205.3 million, compared to \$150.4 million for the same period in the prior year, primarily reflecting increased investment in the direct-to-consumer advertising campaign to support the launch of LYBALVI and certain expenses related to the planned separation of the oncology business.

Profitability

- Net income according to generally accepted accounting principles in the U.S. (GAAP) was \$237.1 million for the quarter, or a GAAP basic earnings per share of \$1.43 and diluted earnings per share of \$1.38, based on 166.3 million and 171.6 million shares outstanding, respectively. This compared to GAAP net loss of \$30.1 million, or a basic and diluted GAAP loss per share of \$0.18, for the same period in the prior year.
- Non-GAAP net income was \$94.3 million for the quarter, or a non-GAAP basic earnings per share of \$0.57 and diluted earnings per share of \$0.55, based on 166.3 million and 171.6 million shares outstanding, respectively. Non-GAAP net income excluded back royalties and associated interest paid in the quarter of approximately \$197.1 million related to 2022 U.S. net sales of the long-acting INVEGA products and CABENUVA®. This compared to non-GAAP net income of \$10.5 million, or a non-GAAP basic and diluted earnings per share of \$0.06 for the same period in the prior year.

Balance Sheet

- At June 30, 2023, the company recorded cash, cash equivalents and total investments of \$907.2 million, compared to \$692.5 million at March 31, 2023. The company's total debt outstanding as of June 30, 2023 was \$292.0 million.

Financial Expectations for 2023

Alkermes reiterated its financial expectations for 2023, as set forth in its press release dated June 6, 2023.

Separation of Oncology Business

Alkermes continues to make meaningful progress on the previously announced planned separation of its oncology business into a new, independent publicly-traded company. The separation would allow Alkermes to maintain its focus on researching, developing and commercializing therapies for people living with complex neurological conditions and is expected to accelerate and enhance the profitability of the remaining neuroscience business.

- In June 2023, Alkermes appointed Caroline J. Loew, Ph.D., as the chief executive officer designate of Mural Oncology plc (Mural Oncology), the new independent public company to be established upon the planned separation of Alkermes' oncology business. Dr. Loew joined Alkermes in June as a strategic advisor and will transition to CEO of Mural Oncology upon completion of the separation.
- Alkermes continues to expect to complete the separation in the second half of 2023, subject to various customary conditions, including final approval from Alkermes' board of directors and receipt of a private letter ruling from the IRS and/or a tax opinion from the company's tax advisor.

Recent Events

Corporate

- In June 2023, the company received a final award (the Final Award) from the arbitral tribunal in its arbitration proceedings with Janssen. In connection with the Final Award, the company raised its financial expectations for 2023 by approximately \$425 million, reflecting back royalties and associated interest paid related to 2022 U.S. net sales of the long-acting INVEGA products and CABENUVA and anticipated royalty revenues related to 2023 global net sales of these products. Further details regarding the Final Award can be found [here](#).
- In June 2023, the company announced that at its 2023 annual general meeting of shareholders, the company's shareholders voted to re-elect all seven of Alkermes' director nominees – Emily Peterson Alva, Shane M. Cooke, Richard B. Gaynor, M.D., Cato T. Laurencin, M.D., Ph.D., Brian P. McKeon, Richard F. Pops and Christopher I. Wright, M.D., Ph.D., and approve all other company proposals presented.

Neuroscience

- In May 2023, the company initiated a phase 1b proof-of-concept study of ALKS 2680, the company's orexin 2 receptor agonist, which is in clinical development for the treatment of narcolepsy and other hypersomnia conditions.
- In May and June 2023, the company presented research related to its psychiatry portfolio at four scientific conferences. The conferences included: Schizophrenia International Research Society (SIRS) Annual Congress, International Society for Bipolar Disorders (ISBD) Annual Conference, American Psychiatric Association (APA) Annual Meeting, and American Society of Clinical Psychopharmacology (ASCP) Annual Meeting.

Oncology

- In June 2023, the company presented trial-in-progress posters from the actively recruiting phase 2 ARTISTRY-6 clinical trial and phase 3 ARTISTRY-7 clinical trial for nemvaleukin, the company's novel, investigational, engineered interleukin-2 (IL-2) variant immunotherapy, at the American Society of Clinical Oncology (ASCO) Annual Meeting.

Conference Call

Alkermes will host a conference call and webcast presentation with accompanying slides at 8:00 a.m. ET (1:00 p.m. BST) on Wednesday, July 26, 2023, to discuss these financial results and provide an update on the company. The webcast may be accessed on the Investors section of Alkermes' website at www.alkermes.com. The conference call may be accessed by dialing +1 877 407 2988 for U.S. callers and +1 201 389 0923 for international callers. In addition, a replay of the conference call may be accessed by visiting Alkermes' website.

About Alkermes plc

Alkermes plc is a fully-integrated, global biopharmaceutical company developing innovative medicines in the fields of neuroscience and oncology. The company has a portfolio of proprietary commercial products focused on alcohol dependence, opioid dependence, schizophrenia and bipolar I disorder, and a pipeline of product candidates in development for neurological disorders and cancer. Headquartered in Dublin, Ireland, Alkermes has a research and development center in Waltham, Massachusetts; a research and manufacturing facility in Athlone, Ireland; and a manufacturing facility in Wilmington, Ohio. For more information, please visit Alkermes' website at www.alkermes.com.

Non-GAAP Financial Measures

This press release includes information about certain financial measures that are not prepared in accordance with GAAP, including non-GAAP net income and non-GAAP basic and diluted earnings per share. These non-GAAP measures are not based on any standardized methodology prescribed by GAAP and are not necessarily comparable to similar measures presented by other companies.

Non-GAAP net income adjusts for certain one-time and non-cash charges by excluding from GAAP results: share-based compensation expense; amortization; depreciation; non-cash net interest expense; change in the fair value of contingent consideration; certain other one-time or non-cash items; and the income tax effect of these reconciling items.

The company's management and board of directors utilize these non-GAAP financial measures to evaluate the company's performance. The company provides these non-GAAP financial measures of the company's performance to investors because management believes that these non-GAAP financial measures, when viewed with the company's results under GAAP and the accompanying reconciliations, are useful in identifying underlying trends in ongoing operations. However, non-GAAP net income and non-GAAP basic and diluted earnings per share are not measures of financial performance under GAAP and, accordingly, should not be considered as alternatives to GAAP measures as indicators of operating performance. Further, non-GAAP net income and non-GAAP basic and diluted earnings per share should not be considered measures of the company's liquidity.

A reconciliation of GAAP to non-GAAP financial measures has been provided in the tables included in this press release.

Note Regarding Forward-Looking Statements

Certain statements set forth in this press release constitute "forward-looking statements" within the meaning of the Private Securities Litigation Reform Act of 1995, as amended, including, but not limited to, statements concerning: the company's expectations concerning its future financial and operating performance, business plans or prospects, including its ability to drive profitability and create value for shareholders; the company's expectations regarding the future royalties to be received from Janssen; the company's expectations regarding the timing, structure, anticipated benefits and other impacts of the planned separation of its oncology business; and the therapeutic and commercial potential of the company's products. The company cautions that forward-looking statements are inherently uncertain. The forward-looking statements are neither promises nor guarantees and they are necessarily subject to a high

degree of uncertainty and risk. Actual performance and results may differ materially from those expressed or implied in the forward-looking statements due to various risks and uncertainties. These risks and uncertainties include, among others: the company may not ultimately separate its oncology business during 2023 or at all; unanticipated developments, costs or difficulties that may delay or otherwise negatively affect the planned separation of the company's oncology business; the planned separation may adversely impact the company's ability to attract or retain key personnel; the unfavorable outcome of arbitration or litigation, including so-called "Paragraph IV" litigation and other patent litigation which may lead to competition from generic drug manufacturers, or other disputes related to the company's products or products using the company's proprietary technologies; clinical development activities may not be completed on time or at all; the results of the company's development activities may not be positive, or predictive of final results from such activities, results of future development activities or real-world results; the U.S. Food and Drug Administration (FDA) or regulatory authorities outside the U.S. may not agree with the company's regulatory approval strategies or components of the company's marketing applications; the FDA or regulatory authorities outside the U.S. may make adverse decisions regarding the company's products; the company and its licensees may not be able to continue to successfully commercialize their products or support revenue growth from such products; there may be a reduction in payment rate or reimbursement for the company's products or an increase in the company's financial obligations to government payers; the company's products may prove difficult to manufacture, be precluded from commercialization by the proprietary rights of third parties, or have unintended side effects, adverse reactions or incidents of misuse; and those risks and uncertainties described under the heading "Risk Factors" in the company's Annual Report on Form 10-K for the year ended Dec. 31, 2022 and the company's Quarterly Report on Form 10-Q for the quarter ended March 31, 2023 and in subsequent filings made by the company with the U.S. Securities and Exchange Commission (SEC), which are available on the SEC's website at www.sec.gov. Existing and prospective investors are cautioned not to place undue reliance on these forward-looking statements, which speak only as of the date hereof. Except as required by law, the company disclaims any intention or responsibility for updating or revising any forward-looking statements contained in this press release.

VIVITROL[®] is a registered trademark of Alkermes, Inc.; ARISTADA[®], ARISTADA INITIO[®] and LYBALVI[®] are registered trademarks of Alkermes Pharma Ireland Limited, used by Alkermes, Inc. under license; BYANNLI[®], INVEGA[®], INVEGA HAFYERA[®], INVEGA SUSTENNA[®], INVEGA TRINZA[®], TREVICTA[®] and XEPLION[®] are registered trademarks of Johnson & Johnson or its affiliated companies; CABENUVA[®] is a registered trademark of ViiV Healthcare UK (No.3) Limited; and VUMERITY[®] is a registered trademark of Biogen MA Inc., used by Alkermes under license.

(tables follow)

¹ The term "ARISTADA" as used in this press release refers to ARISTADA and ARISTADA INITIO[®], unless the context indicates otherwise.

Alkermes plc and Subsidiaries
Selected Financial Information (Unaudited)

Condensed Consolidated Statements of Operations - GAAP (In thousands, except per share data)	Three Months Ended June 30, 2023	Three Months Ended June 30, 2022
Revenues:		
Product sales, net	\$ 231,477	\$ 190,787
Manufacturing and royalty revenues	385,913	85,326
Research and development revenue	7	106
Total Revenues	617,397	276,219
Expenses:		
Cost of goods manufactured and sold	63,260	58,360
Research and development	100,788	92,873
Selling, general and administrative	205,258	150,377
Amortization of acquired intangible assets	8,898	9,066
Total Expenses	378,204	310,676
Operating Income (Loss)	239,193	(34,457)
Other Income, net:		
Interest income	6,769	896
Interest expense	(5,684)	(2,369)
Other (expense) income, net	(525)	1,810
Change in the fair value of contingent consideration	—	870
Total Other Income, net	560	1,207
Income (Loss) Before Income Taxes	239,753	(33,250)
Income Tax Provision (Benefit)	2,688	(3,114)
Net Income (Loss) — GAAP	\$ 237,065	\$ (30,136)
Earnings (Loss) Per Share:		
GAAP earnings (loss) per share — basic	\$ 1.43	\$ (0.18)
GAAP earnings (loss) per share — diluted	\$ 1.38	\$ (0.18)
Non-GAAP earnings per share — basic	\$ 0.57	\$ 0.06
Non-GAAP earnings per share — diluted	\$ 0.55	\$ 0.06
Weighted Average Number of Ordinary Shares Outstanding:		
Basic — GAAP and Non-GAAP	166,279	163,839
Diluted — GAAP	171,553	163,839
Diluted — Non-GAAP	171,553	168,706
An itemized reconciliation between net income (loss) on a GAAP basis and non-GAAP net income is as follows:		
Net Income (Loss) — GAAP	\$ 237,065	\$ (30,136)
Adjustments:		
Share-based compensation expense	28,504	23,377
Depreciation expense	10,114	10,326
Amortization expense	8,898	9,066
Final award in the Janssen arbitration (2022 back royalties and interest)	(197,092)	—
Separation expense	5,857	—
Income tax effect related to reconciling items	816	(1,383)
Non-cash net interest expense	115	117
Change in the fair value of contingent consideration and other related assets	—	(870)
Non-GAAP Net Income	\$ 94,277	\$ 10,497

Alkermes plc and Subsidiaries
Selected Financial Information (Unaudited)

Condensed Consolidated Statements of Operations - GAAP
(In thousands, except per share data)

	Six Months Ended June 30, 2023	Six Months Ended June 30, 2022
Revenues:		
Product sales, net	\$ 446,204	\$ 362,055
Manufacturing and royalty revenues	458,775	190,496
License revenue	—	2,000
Research and development revenue	13	213
Total Revenues	<u>904,992</u>	<u>554,764</u>
Expenses:		
Cost of goods manufactured and sold	121,435	113,519
Research and development	194,425	188,826
Selling, general and administrative	379,735	295,429
Amortization of acquired intangible assets	17,698	18,032
Total Expenses	<u>713,293</u>	<u>615,806</u>
Operating Income (Loss)	<u>191,699</u>	<u>(61,042)</u>
Other Income (Expense), net:		
Interest income	11,735	1,469
Interest expense	(10,972)	(4,719)
Other (expense) income, net	(564)	4,241
Change in the fair value of contingent consideration	—	(18,197)
Total Other Income (Expense), net	<u>199</u>	<u>(17,206)</u>
Income (Loss) Before Income Taxes	<u>191,898</u>	<u>(78,248)</u>
Income Tax Benefit	<u>(3,322)</u>	<u>(12,209)</u>
Net Income (Loss) — GAAP	<u>\$ 195,220</u>	<u>\$ (66,039)</u>
Earnings (Loss) Per Share:		
GAAP earnings (loss) per share — basic	\$ 1.18	\$ (0.40)
GAAP earnings (loss) per share — diluted	\$ 1.14	\$ (0.40)
Non-GAAP earnings per share — basic	\$ 0.58	\$ 0.18
Non-GAAP earnings per share — diluted	\$ 0.57	\$ 0.18
Weighted Average Number of Ordinary Shares Outstanding:		
Basic — GAAP and Non-GAAP	<u>165,686</u>	<u>163,165</u>
Diluted — GAAP	<u>170,747</u>	<u>163,165</u>
Diluted — Non-GAAP	<u>170,747</u>	<u>167,372</u>
An itemized reconciliation between net income (loss) on a GAAP basis and non-GAAP net income is as follows:		
Net Income (Loss) — GAAP	\$ 195,220	\$ (66,039)
Adjustments:		
Share-based compensation expense	51,147	41,720
Depreciation expense	20,028	20,557
Amortization expense	17,698	18,032
Final award in the Janssen arbitration (2022 back royalties and interest)	(197,092)	0
Separation expense	9,640	—
Income tax effect related to reconciling items	(179)	(2,576)
Non-cash net interest expense	231	234
Reduction in the fair value of contingent consideration and other related assets	—	18,197
Non-GAAP Net Income	<u>\$ 96,693</u>	<u>\$ 30,125</u>

Alkermes plc and Subsidiaries
Selected Financial Information (Unaudited)

Condensed Consolidated Balance Sheets (In thousands)	June 30, 2023	December 31, 2022
Cash, cash equivalents and total investments	\$ 907,176	\$ 740,075
Receivables	334,478	287,967
Inventory	189,372	181,418
Contract assets	—	8,929
Prepaid expenses and other current assets	44,452	43,527
Property, plant and equipment, net	323,801	325,361
Intangible assets, net and goodwill	112,855	130,553
Deferred tax assets	153,152	115,602
Other assets	121,898	130,546
Total Assets	\$ 2,187,184	\$ 1,963,978
Accounts payable and accrued expenses	\$ 465,691	\$ 472,204
Long-term debt — current portion	3,000	3,000
Other current liabilities	18,494	22,538
Long-term debt	289,001	290,270
Other long-term liabilities	130,561	132,213
Total shareholders' equity	1,280,437	1,043,753
Total Liabilities and Shareholders' Equity	\$ 2,187,184	\$ 1,963,978
Ordinary shares outstanding (in thousands)	166,498	164,377

This selected financial information should be read in conjunction with the consolidated financial statements and notes thereto included in Alkermes plc's Quarterly Report on Form 10-Q for the three and six months ended June 30, 2023, which the company intends to file in July 2023.

Second Quarter 2023 Financial Results & Business Update

July 26, 2023



Forward-Looking Statements and Non-GAAP Financial Information

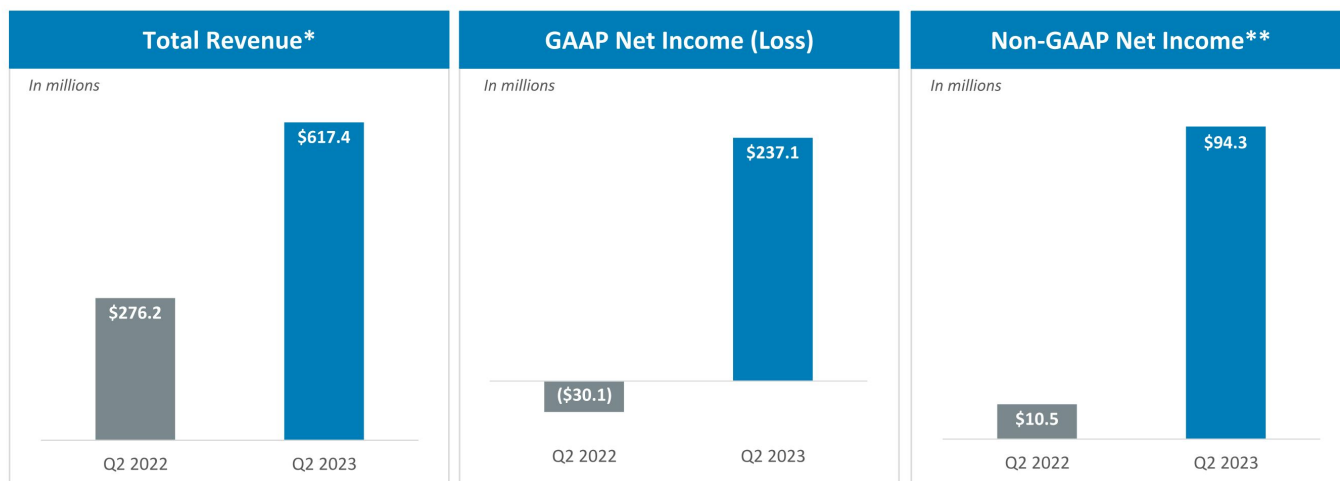
Certain statements set forth in this presentation constitute “forward-looking statements” within the meaning of the Private Securities Litigation Reform Act of 1995, as amended, including, but not limited to, statements concerning: Alkermes plc’s (the “Company”) expectations concerning its future financial, commercial and operating performance, business plans or prospects and the Company’s expectations regarding the timing of the planned separation of its oncology business. The Company cautions that forward-looking statements are inherently uncertain. The forward-looking statements contained in this presentation are neither promises nor guarantees and they are necessarily subject to a high degree of uncertainty and risk. Actual performance and results may differ materially from those expressed or implied in the forward-looking statements due to various risks, assumptions and uncertainties. These risks, assumptions and uncertainties include, among others: the Company may not ultimately separate its oncology business during 2023 or at all; unanticipated developments, costs or difficulties may delay or otherwise negatively affect the planned separation of the Company’s oncology business; the planned separation may adversely impact the Company’s ability to attract or retain key personnel; the unfavorable outcome of arbitration or litigation, including so-called “Paragraph IV” litigation or other patent litigation which may lead to competition from generic drug manufacturers, or other disputes related to the Company’s products or products using the Company’s proprietary technologies; clinical development activities may not be completed on time or at all; the results of the Company’s development activities may not be positive, or predictive of final results from such activities, results of future development activities or real-world results; the U.S. Food and Drug Administration (“FDA”) or other regulatory authorities may not agree with the Company’s regulatory approval strategies or components of the Company’s marketing applications and may make adverse decisions regarding the Company’s products; the Company and its licensees may not be able to continue to successfully commercialize their products; there may be a reduction in payment rate or reimbursement for the Company’s products or an increase in the Company’s financial obligations to government payers; the Company’s products may prove difficult to manufacture, be precluded from commercialization by the proprietary rights of third parties, or have unintended side effects, adverse reactions or incidents of misuse; and those risks, assumptions and uncertainties described under the heading “Risk Factors” in the Company’s Annual Report on Form 10-K for the year ended Dec. 31, 2022 and the Company’s Quarterly Report on Form 10-Q for the quarter ended March 31, 2023 and in subsequent filings made by the Company with the U.S. Securities and Exchange Commission (“SEC”), which are available on the SEC’s website at www.sec.gov, and on the Company’s website at www.alkermes.com in the ‘Investors – SEC filings’ section. Existing and prospective investors are cautioned not to place undue reliance on these forward-looking statements, which speak only as of the date hereof. Except as required by law, the Company disclaims any intention or responsibility for updating or revising any forward-looking statements contained in this presentation.

Non-GAAP Financial Measures: This presentation includes information about certain financial measures that are not prepared in accordance with generally accepted accounting principles in the U.S. (“GAAP”), including non-GAAP net income and non-GAAP earnings per share. The Company provides these non-GAAP financial measures of the Company’s performance to investors because management believes that these non-GAAP financial measures, when viewed with the Company’s results under GAAP and the accompanying reconciliations, are useful in identifying underlying trends in ongoing operations. These non-GAAP measures are not based on any standardized methodology prescribed by GAAP and are not necessarily comparable to similar measures presented by other companies. Reconciliations of non-GAAP financial measures to the most directly comparable GAAP financial measures, to the extent reasonably determinable, can be found in the Appendix of this presentation.

Note Regarding Trademarks: The Company and its affiliates are the owners of various U.S. federal trademark registrations (®) and other trademarks (™), including ARISTADA®, ARISTADA INITIO®, LYBALVI® and VIVITROL®. Any other trademarks referred to in this presentation are the property of their respective owners. Appearances of such other trademarks herein should not be construed as any indicator that their respective owners will not assert their rights thereto.

Q2 2023 Financial Performance

Q2 2023 Financial Results Summary



*Following the successful outcome of the Company's arbitration with Janssen Pharmaceutica N.V. ("Janssen"), a subsidiary of Johnson & Johnson, the Company recorded related revenues of \$325.3 million, which included \$197.1 million of back royalties and associated interest on late payments related to 2022, and \$51.3 million of royalties related to the first quarter of 2023.

**Reconciliation of this non-GAAP financial measure to the most directly comparable GAAP financial measure can be found in the Appendix of this presentation. Non-GAAP net income excludes Janssen back royalties and associated interest on late payments related to 2022 of \$197.1 million.

Q2 2023 Janssen Revenues*

(millions)	Long-acting INVEGA® Product** Revenues	CABENUVA® Revenues	Total Revenues
FY'22 royalties on U.S. net sales	\$187.3	\$1.7	\$189.0
FY'22 interest on late payments	\$8.1	\$0.1	\$8.1
FY'23 Q1 royalties on U.S. net sales	\$50.2	\$1.1	\$51.3
FY'23 Q2 royalties on WW net sales	\$75.7	\$1.3	\$76.9
Total revenues included in Q2 GAAP results	\$321.2	\$4.1	\$325.3
<i>FY'22 royalties and interest on late payments</i>	<i>\$195.4</i>	<i>\$1.7</i>	<i>\$197.1</i>
Total revenues included in Q2 non-GAAP results	\$125.9	\$2.4	\$128.3

Amounts in the table above may not sum due to rounding.

*Following the successful outcome of the Company's arbitration with Janssen announced June 6, 2023.

**Long-acting INVEGA Products: INVEGA SUSTENNA®/XEPLION®, INVEGA TRINZA®/TREVICTA® and INVEGA HAFYERA®/BYANLI®

Q2 2023 Revenue Summary

In millions, except %	Q2'23	Q2'22	Δ Q2'23 vs. Q2'22
Total Proprietary Net Sales	\$231.5	\$190.8	21%
VIVITROL [®]	\$102.1	\$96.1	6%
ARISTADA ^{®*}	\$82.4	\$74.6	10%
LYBALVI ^{®†}	\$47.0	\$20.1	134%
Manufacturing & Royalty Revenue**	\$385.9	\$85.3	352%
Research & Development Revenue	\$0.0	\$0.1	-
Total Revenue**	\$617.4	\$276.2	124%

Amounts in the table above may not sum due to rounding.

*Inclusive of ARISTADA INITIO[®]

**Following the successful outcome of the Company's arbitration with Janssen, the Company recorded related revenues of \$325.3 million, which included \$197.1 million of back royalties and associated interest on late payments related to 2022, and \$51.3 million of royalties related to the first quarter of 2023.

†LYBALVI was commercially launched in October 2021.

Alkermes: 2023 Financial Expectations¹

(in millions, except per share amounts)	Financial Expectations for Year Ending Dec. 31, 2023
Total Revenues	\$1,550 – \$1,680
COGS	\$230 – \$250
R&D Expense	\$370 – \$400
SG&A Expense	\$695 – \$725
Amortization of Intangible Assets	~\$35
Interest Expense, net	\$5 – \$10
Income Tax Benefit	\$5 – \$10
GAAP Net Income	\$225 – \$265
GAAP Earnings Per Share (Diluted)	\$1.31 – \$1.54
Non-GAAP Net Income[‡]	\$230 – \$270
Non-GAAP Earnings Per Share (Diluted)[‡]	\$1.34 – \$1.57

The Company's 2023 financial expectations continue to reflect Alkermes' combined neuroscience and oncology business for the full year. The Company continues to work toward the planned separation of its oncology business, which it continues to expect to complete in the second half of 2023.

Total Revenues Breakdown:

- Expected net sales of proprietary products:
 - VIVITROL® net sales of \$380M – \$410M
 - ARISTADA® net sales of \$315M – \$345M
 - LYBALVI® net sales of \$180M – \$205M
- *Janssen royalty expectations:*
 - *Long-acting INVEGA® franchise back royalties and interest on late payments related to 2022: ~\$197M*
 - *INVEGA® franchise royalties related to 2023: \$265M – \$280M*

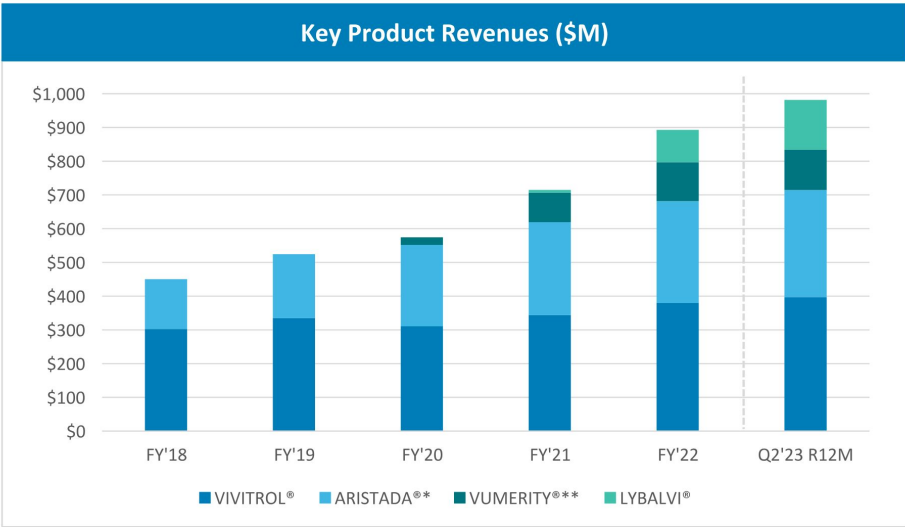
¹“Financial Expectations for Year Ending Dec. 31, 2023” and “Janssen royalty expectations”, on the one hand, and “Expected net sales of proprietary products”, on the other hand, were initially provided by the Company on June 6, 2023 and Feb. 16, 2023, respectively. The Company reiterates these expectations as of July 26, 2023, and such expectations are effective only as of this date. The Company expressly disclaims any obligation to update or reaffirm these expectations.

[‡]Reconciliation of these non-GAAP financial measures to the most directly comparable GAAP financial measures can be found in the Appendix of this presentation.



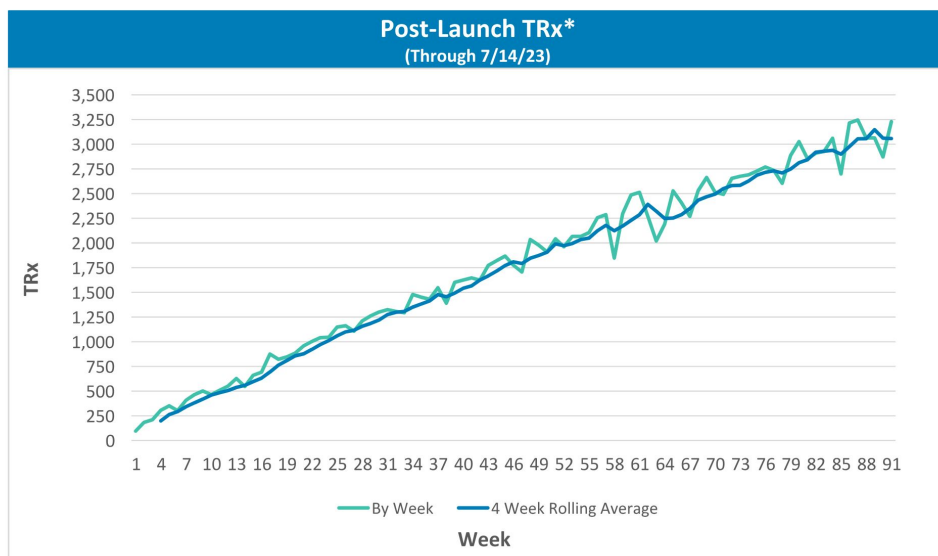
Q2 2023 Commercial Review

Topline Growth and Diversification Reflect Evolving Business



*Inclusive of ARISTADA INITIO®
 **Licensed product (royalty & manufacturing revenue)
 R12M = Rolling Twelve Months

LYBALVI® Prescription Growth Trends



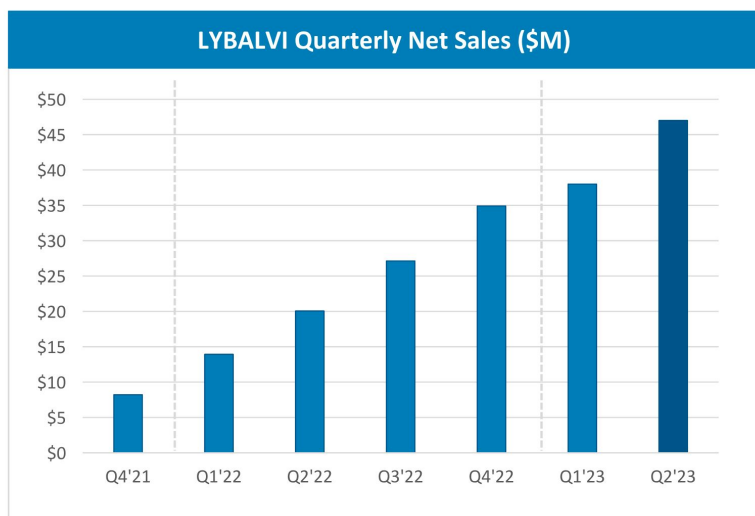
*Source: IQVIA NPA Weekly

Q2'23 total TRx:

- ~38,300 reflecting 16% sequential growth compared to Q1'23

~11,150 prescribers had written a prescription for LYBALVI (as of 6/30/23) since launch

LYBALVI® Performance and Expectations



Q2'23 net sales of \$47.0M reflect 24% sequential growth compared to Q1'23

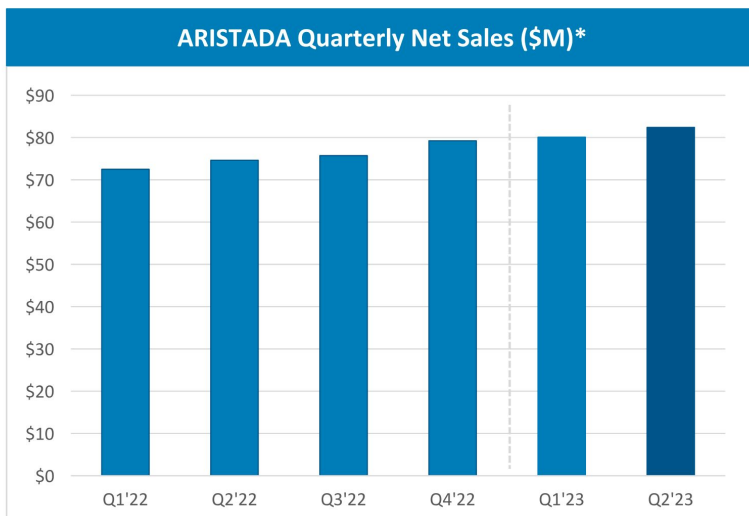
- Q2'23 gross-to-net deductions: ~26%, reflecting the Company's commercial access strategy to limit rebates at this stage of launch

Outlook:

- FY'23 net sales expected to range from \$180M – \$205M*

*These expectations were initially provided by the Company on Feb. 16, 2023. The Company reiterates these expectations as of July 26, 2023 and such expectations are effective only as of this date. The Company expressly disclaims any obligation to update or reaffirm these expectations.

ARISTADA[®] Performance and Expectations



Q2'23 year-over-year net sales increased 10% to \$82.4M

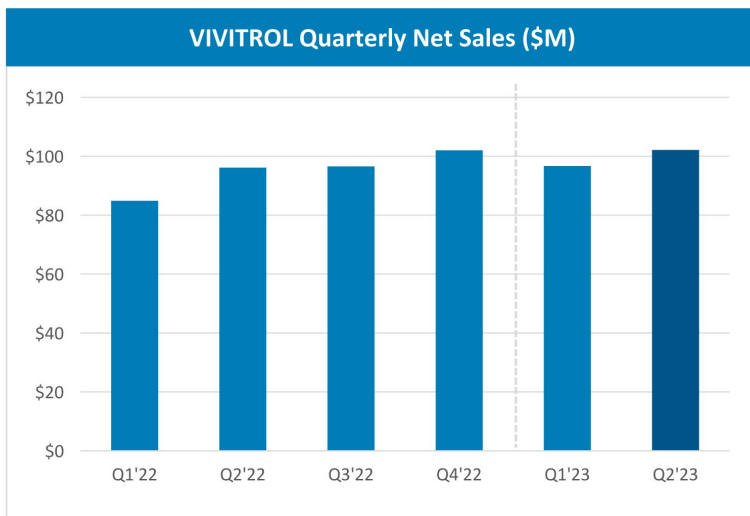
Outlook:

- FY'23 net sales expected to range from \$315M – \$345M[†]*

*Inclusive of ARISTADA INITIO[†]

[†]These expectations were initially provided by the Company on Feb. 16, 2023. The Company reiterates these expectations as of July 26, 2023 and such expectations are effective only as of this date. The Company expressly disclaims any obligation to update or reaffirm these expectations.

VIVITROL® Performance and Expectations



Q2'23 year-over-year net sales increased 6% to \$102.1

Outlook:

- FY'23 net sales expected to range from \$380M – \$410M*

*These expectations were initially provided by the Company on Feb. 16, 2023. The Company reiterates these expectations as of July 26, 2023 and such expectations are effective only as of this date. The Company expressly disclaims any obligation to update or reaffirm these expectations.

Appendix

Appendix: Financial Results GAAP to Non-GAAP Adjustments

	Three Months Ended June 30, 2023
<i>(In millions)</i>	
Net Income — GAAP	\$ 237.1
Adjustments:	
Share-based compensation expense	28.5
Depreciation expense	10.1
Amortization expense	8.9
Final award in the Janssen arbitration (2022 back royalties and interest on late payments)	(197.1)
Separation expense	5.9
Income tax effect related to reconciling items	0.8
Non-cash net interest expense	0.1
Non-GAAP Net Income	\$ 94.3

Appendix: 2023 Guidance GAAP to Non-GAAP Adjustments

<i>(In millions, except per share data)</i>	Year Ending December 31, 2023	Shares ⁺	Earnings Per Share
Projected Net Income — GAAP	\$ 245.0	171.5	\$ 1.43
Adjustments:			
Share-based compensation expense	97.5		
Depreciation expense	42.5		
Amortization expense	35.0		
Separation expense	21.0		
Income tax effect related to reconciling items	3.5		
Non-cash net interest expense	0.5		
Final award in the Janssen arbitration (2022 back royalties and interest on late payments)*	(195.0)		
Projected Net Income — Non-GAAP	\$ 250.0	171.5	\$ 1.46

Projected GAAP and non-GAAP measures reflect the mid-points within the Company's financial expectations ranges.

⁺2023 per share expectations are calculated based on a weighted average diluted share count of approximately 171.5 million shares outstanding.

*Back royalties and interest on late payments related to 2022 pursuant to final award related to arbitration proceedings with Janssen.

www.alkermes.com



© 2023 Alkermes. All rights reserved.