

**UNITED STATES  
SECURITIES AND EXCHANGE COMMISSION**

Washington, D.C. 20549

**FORM 8-K**

**CURRENT REPORT  
PURSUANT TO SECTION 13 OR 15(d) OF THE  
SECURITIES EXCHANGE ACT OF 1934**

**Date of Report (Date of earliest event reported): July 27, 2022**

**ALKERMES PUBLIC LIMITED COMPANY**

(Exact name of registrant as specified in its charter)

**Ireland**  
(State or other jurisdiction  
of incorporation)

**001-35299**  
(Commission  
File Number)

**98-1007018**  
(IRS Employer  
Identification No.)

**Connaught House, 1 Burlington Road  
Dublin 4, Ireland D04 C5Y6**  
(Address of principal executive offices)

**Registrant's telephone number, including area code: + 353-1-772-8000**

Check the appropriate box below if the Form 8-K filing is intended to simultaneously satisfy the filing obligation of the registrant under any of the following provisions (*see* General Instruction A.2. below):

- Written communications pursuant to Rule 425 under the Securities Act (17 CFR 230.425)
- Soliciting material pursuant to Rule 14a-12 under the Exchange Act (17 CFR 240.14a-12)
- Pre-commencement communications pursuant to Rule 14d-2(b) under the Exchange Act (17 CFR 240.14d-2(b))
- Pre-commencement communications pursuant to Rule 13e-4(c) under the Exchange Act (17 CFR 240.13e-4(c))

Securities registered pursuant to Section 12(b) of the Act:

<b>Title of each class</b>	<b>Trading Symbol(s)</b>	<b>Name of each exchange on which registered</b>
Ordinary shares, \$0.01 par value	ALKS	Nasdaq Global Select Market

Indicate by check mark whether the registrant is an emerging growth company as defined in Rule 405 of the Securities Act of 1933 (§230.405 of this chapter) or Rule 12b-2 of the Securities Exchange Act of 1934 (§240.12b-2 of this chapter).

Emerging growth company

If an emerging growth company, indicate by check mark if the registrant has elected not to use the extended transition period for complying with any new or revised financial accounting standards provided pursuant to Section 13(a) of the Exchange Act.

**Item 2.02 Results of Operations and Financial Condition.**

On July 27, 2022, Alkermes plc (the “Company”) announced financial results for the three and six months ended June 30, 2022 and updated certain financial expectations for the year ending December 31, 2022. Copies of the related press release and the investor presentation to be displayed during the Company’s conference call on July 27, 2022 discussing such financial results and financial expectations are furnished herewith as Exhibit 99.1 and Exhibit 99.2, respectively. This information, including Exhibits 99.1 and 99.2, shall not be deemed “filed” for purposes of Section 18 of the Securities Exchange Act of 1934, as amended (the “Exchange Act”), or incorporated by reference in any filing under the Securities Act of 1933, as amended, or the Exchange Act, except as shall be expressly set forth by specific reference in such a filing.

**Item 9.01 Financial Statements and Exhibits.**

(d) Exhibits

**EXHIBIT INDEX**

<b>Exhibit No.</b>	<b>Description</b>
99.1	<a href="#">Press release issued by Alkermes plc on July 27, 2022 announcing financial results for the three and six months ended June 30, 2022 and updated financial expectations for the year ending December 31, 2022.</a>
99.2	<a href="#">Investor presentation to be displayed by Alkermes plc on July 27, 2022.</a>
104	Cover page interactive data file (embedded within the Inline XBRL document).

**SIGNATURE**

Pursuant to the requirements of the Securities Exchange Act of 1934, the registrant has duly caused this report to be signed on its behalf by the undersigned hereunto duly authorized.

**ALKERMES PLC**

Date: July 27, 2022

By: /s/ Iain M. Brown  
Iain M. Brown  
Senior Vice President, Chief Financial Officer (Principal Financial Officer  
and Principal Accounting Officer)

Alkermes Contacts:

For Investors: Sandy Coombs +1 781 609 6377

For Media: Katie Joyce +1 781 249 8927

**Alkermes plc Reports Second Quarter 2022 Financial Results***— Second Quarter Revenues of \$276.2 Million Reflect Strong Growth in Proprietary Net Sales —**— GAAP Loss per Share of \$0.18 and Non-GAAP Earnings per Share of \$0.06 —**— Raises Financial Expectations for Full-Year 2022 —*

**DUBLIN, July 27, 2022** — Alkermes plc (Nasdaq: ALKS) today reported financial results for the second quarter of 2022 and provided updated financial expectations for full-year 2022.

“In the second quarter, Alkermes continued to execute successfully across the business. VIVITROL® and ARISTADA® both grew year-over-year and sequentially, and LYBALVI® continued on a strong launch trajectory,” commented Iain Brown, Chief Financial Officer of Alkermes. “Today, we are pleased to be raising our financial expectations for full-year 2022, primarily due to LYBALVI’s launch performance and updated assumptions related to continued royalty revenues on sales of long-acting INVEGA® products outside of the U.S. We believe that we are well positioned to continue to make meaningful progress against our strategic priorities and to drive shareholder value.”

**Quarter Ended June 30, 2022 Financial Results****Revenues**

- Total revenues for the quarter were \$276.2 million, compared to \$303.7 million for the same period in the prior year.
  - Net sales of proprietary products for the quarter were \$190.8 million, compared to \$160.8 million for the same period in the prior year.
    - Net sales of VIVITROL were \$96.1 million, compared to \$88.4 million for the same period in the prior year, representing an increase of approximately 9%.
    - Net sales of ARISTADA<sup>1</sup> were \$74.6 million, compared to \$72.4 million for the same period in the prior year, representing an increase of approximately 3%.
    - Net sales of LYBALVI were \$20.1 million, following its commercial launch in October 2021.
  - Manufacturing and royalty revenues for the quarter were \$85.3 million, compared to \$142.3 million for the same period in the prior year.
    - Royalty revenues from INVEGA SUSTENNA®/XEPLION®, INVEGA TRINZA®/TREVICTA® and INVEGA HAFYERA®/BYANLI® (the long-acting INVEGA products) were \$26.6 million, compared to \$81.1 million for the same period in the prior year. This decrease was driven primarily by Janssen Pharmaceutica N.V.’s (Janssen) partial termination of the license agreement related to sales of the long-acting INVEGA products in the United States (U.S.).
    - Manufacturing and royalty revenues from VUMERITY® were \$26.2 million, compared to \$20.3 million for the same period in the prior year.
-

### Costs and Expenses

- Total operating expenses for the quarter were \$310.7 million, compared to \$299.3 million for the same period in the prior year, primarily reflecting increased investment to support the commercial launch of LYBALVI.
  - Cost of Goods Manufactured and Sold were \$58.4 million, compared to \$53.1 million for the same period in the prior year.
  - Research and Development (R&D) expenses were \$92.9 million, compared to \$97.5 million for the same period in the prior year.
  - Selling, General and Administrative (SG&A) expenses were \$150.4 million, compared to \$139.2 million for the same period in the prior year.

### Profitability

- Net loss according to generally accepted accounting principles in the U.S. (GAAP) was \$30.1 million for the quarter, or a basic and diluted GAAP loss per share of \$0.18. This compared to GAAP net income of \$2.4 million, or a basic and diluted GAAP earnings per share of \$0.01, for the same period in the prior year.
- Non-GAAP net income was \$10.5 million for the quarter, or a non-GAAP basic and diluted earnings per share of \$0.06. This compared to non-GAAP net income of \$49.2 million for the quarter, or a non-GAAP basic earnings per share of \$0.31 and a diluted earnings per share of \$0.30, for the same period in the prior year.

### Balance Sheet

- At June 30, 2022, the company recorded cash, cash equivalents and total investments of \$760.0 million, compared to \$758.7 million at March 31, 2022. The company's total debt outstanding as of June 30, 2022 was \$294.5 million.

“Our second quarter results reflect revenue growth from our proprietary commercial portfolio, highlighted by our continued progress in the launch of LYBALVI, a new oral treatment for schizophrenia and bipolar I disorder,” said Richard Pops, Chief Executive Officer of Alkermes. “At the same time, we continued to make progress in our development pipeline, highlighted by the presentation of nemvaleukin ARTISTRY-1 data at the 2022 ASCO annual meeting. As we strive to make a meaningful impact on the lives of patients and families, we will continue to focus on execution against our strategic priorities and our commitment to deliver value for our shareholders.”

### Financial Expectations for 2022

The following updated financial expectations for 2022 primarily reflect LYBALVI's launch performance to date and the company's current assumption that it will continue to receive royalty payments related to sales of the long-acting INVEGA products outside the U.S. through at least October 2022. All line items are according to GAAP, except as otherwise noted.

<i>In millions (except per share amounts)</i>	<b>Current 2022 Expectation</b> (Provided 7/27/22)	<b>Prior 2022 Expectation</b> (Provided 2/16/22)
Total Revenue	\$1,050 – \$1,120	\$1,000 – \$1,090
VIVITROL Net Sales	\$365 – \$385	\$355 – \$385
ARISTADA Net Sales	\$295 – \$315	\$290 – \$320
LYBALVI Net Sales	\$75 – \$90	\$55 – \$75
INVEGA Franchise Royalties*	\$95 – \$100	\$45 – \$50
Other revenues	\$220 – \$230	\$255 – \$260
Cost of Goods Sold	\$215 – \$225	\$215 – \$225
R&D Expenses	\$380 – \$400	\$385 – \$415
SG&A Expenses	\$575 – \$605	\$575 – \$605
Amortization of Intangible Assets	~\$35	~\$35
Interest Expense, Net	\$5 – \$10	\$5 – \$10
Other Expense, Net	~\$15	\$0
Income Tax Benefit	\$10 – \$15	\$10 – \$15
GAAP Net Loss	(\$145) – (\$175)	(\$180) – (\$210)
GAAP Net Loss per Share+	(\$0.88) – (\$1.07)	(\$1.10) – (\$1.29)
Non-GAAP Net Income (Loss)	\$15 – \$45	(\$30) – \$0
Non-GAAP Earnings (Loss) Per Share+	\$0.09 – \$0.27	(\$0.18) – \$0.00
Capital Expenditures	\$35 – \$40	\$35 – \$40

\*Reflects royalties related to sales of INVEGA SUSTENNA/INVEGA TRINZA/INVEGA HAFYERA in the U.S. through January 2022 and royalties related to sales of XEPLION/TREVICTA/BYANNLI through October 2022.

+ Current 2022 per share expectations are calculated based on a weighted average basic share count of approximately 164.0 million shares outstanding and a weighted average diluted share count of approximately 169.0 million shares outstanding.

#### **Recent Events:**

##### Oncology

- In June 2022, the company presented data from its phase 1/2 ARTISTRY-1 clinical trial for nemvaleurin alfa (nemvaleurin), the company's novel, investigational, engineered interleukin-2 (IL-2) variant immunotherapy, at the American Society of Clinical Oncology (ASCO) Annual Meeting. Trial-in-progress posters from the ongoing ARTISTRY-3 trial and the potential registration-enabling ARTISTRY-6 and ARTISTRY-7 trials were also presented at the ASCO meeting.

##### Psychiatry

- In May 2022, the company presented research related to its psychiatry portfolio at four scientific conferences. The meetings included: American Telemedicine Association (ATA) Annual Conference, International Society for Pharmacoeconomics and Outcomes Research (ISPOR) Annual Meeting, American Psychiatric Association (APA) Annual Meeting, and American Society of Clinical Psychopharmacology (ASCP) Annual Conference.

## Other

- In May 2022, the company announced a series of actions as part of its ongoing commitment to strong corporate governance and regular board refreshment, including the appointment to the company's Board of Directors (the Board) of Christopher I. Wright, M.D., Ph.D., a new, independent director with neuroscience and drug development expertise and the seventh independent director to join the Board in the last three years; the appointment of Nancy J. Wysenski as Lead Independent Director of the Board; and the retirement from the Board of two longer-serving directors, David W. Anstice AO and Wendy L. Dixon, Ph.D.

### **Conference Call**

Alkermes will host a conference call and webcast presentation with accompanying slides at 8:00 a.m. ET (1:00 p.m. BST) on Wednesday, July 27, 2022, to discuss these financial results and provide an update on the company. The webcast may be accessed on the Investors section of Alkermes' website at [www.alkermes.com](http://www.alkermes.com). The conference call may be accessed by dialing +1 877 407 2988 for U.S. callers and +1 201 389 0923 for international callers. In addition, a replay of the conference call will be available from 11:00 a.m. ET (4:00 p.m. BST) on Wednesday, July 27, 2022, through Wednesday, August 3, 2022, and may be accessed by visiting Alkermes' website or by dialing +1 877 660 6853 for U.S. callers and +1 201 612 7415 for international callers. The replay conference ID is 13731319.

### **About Alkermes plc**

Alkermes plc is a fully-integrated, global biopharmaceutical company developing innovative medicines in the fields of neuroscience and oncology. The company has a portfolio of proprietary commercial products focused on alcohol dependence, opioid dependence, schizophrenia and bipolar I disorder, and a pipeline of product candidates in development for neurodegenerative disorders and cancer. Headquartered in Dublin, Ireland, Alkermes has an R&D center in Waltham, Massachusetts; a research and manufacturing facility in Athlone, Ireland; and a manufacturing facility in Wilmington, Ohio. For more information, please visit Alkermes' website at [www.alkermes.com](http://www.alkermes.com).

### **Non-GAAP Financial Measures**

This press release includes information about certain financial measures that are not prepared in accordance with GAAP, including non-GAAP net income (loss) and non-GAAP basic and diluted earnings (loss) per share. These non-GAAP measures are not based on any standardized methodology prescribed by GAAP and are not necessarily comparable to similar measures presented by other companies.

Non-GAAP net income (loss) adjusts for certain one-time and non-cash charges by excluding from GAAP results: share-based compensation expense; amortization; depreciation; non-cash net interest expense; change in the fair value of contingent consideration; certain other one-time or non-cash items; and the income tax effect of these reconciling items.

The company's management and board of directors utilize these non-GAAP financial measures to evaluate the company's performance. The company provides these non-GAAP financial measures of the company's performance to investors because management believes that these non-GAAP financial measures, when viewed with the company's results under GAAP and the accompanying reconciliations, are useful in identifying underlying trends in ongoing operations. However, non-GAAP net income (loss) and non-GAAP basic and diluted earnings (loss) per share are not measures of financial performance under GAAP and, accordingly, should not be considered as alternatives to GAAP measures as indicators of operating performance. Further, non-GAAP net income (loss) and non-GAAP basic and diluted earnings (loss) per share should not be considered measures of the company's liquidity.

A reconciliation of GAAP to non-GAAP financial measures has been provided in the tables included in this press release.

### Note Regarding Forward-Looking Statements

Certain statements set forth in this press release constitute “forward-looking statements” within the meaning of the Private Securities Litigation Reform Act of 1995, as amended, including, but not limited to, statements concerning: the company’s expectations concerning its future financial and operating performance, business plans or prospects, including its assumptions regarding royalty payments on sales of the long-acting INVEGA products outside the U.S., its commitment and plans to drive shareholder value, and its ability to execute on its strategic priorities; and the potential therapeutic and commercial value of the company’s products. The company cautions that forward-looking statements are inherently uncertain. The forward-looking statements are neither promises nor guarantees and they are necessarily subject to a high degree of uncertainty and risk. Actual performance and results may differ materially from those expressed or implied in the forward-looking statements due to various risks and uncertainties. These risks and uncertainties include, among others: the company’s efforts to manage its cost structure may not yield the intended results; the company may not be able to achieve long-term profitability or its profitability targets in a timely manner or at all; the impacts of the ongoing COVID-19 pandemic on the company’s business, results of operations or financial condition, including impacts on healthcare systems and on patient and healthcare provider access to the company’s marketed products; the unfavorable outcome of arbitration or litigation, including so-called “Paragraph IV” litigation and other patent litigation, or other disputes related to the company’s products or products using the company’s proprietary technologies, including the arbitration proceedings with Janssen; clinical development activities may not be completed on time or at all; the results of the company’s development activities may not be positive, or predictive of final results from such activities, results of future development activities or real-world results; the U.S. Food and Drug Administration (FDA) may not agree with the company’s regulatory approval strategies or components of the company’s marketing applications; the FDA or regulatory authorities outside the U.S. may make adverse decisions regarding the company’s products; the company and its licensees may not be able to continue to successfully commercialize their products; there may be a reduction in payment rate or reimbursement for the company’s products or an increase in the company’s financial obligations to government payers; the company’s products may prove difficult to manufacture, be precluded from commercialization by the proprietary rights of third parties, or have unintended side effects, adverse reactions or incidents of misuse; and those risks and uncertainties described under the heading “Risk Factors” in the company’s Annual Report on Form 10-K for the year ended Dec. 31, 2021 and in subsequent filings made by the company with the U.S. Securities and Exchange Commission (SEC), which are available on the SEC’s website at www.sec.gov. Existing and prospective investors are cautioned not to place undue reliance on these forward-looking statements, which speak only as of the date hereof. Except as required by law, the company disclaims any intention or responsibility for updating or revising any forward-looking statements contained in this press release.

VIVITROL® is a registered trademark of Alkermes, Inc.; ARISTADA®, ARISTADA INITIO® and LYBALVI® are registered trademarks of Alkermes Pharma Ireland Limited, used by Alkermes, Inc. under license; BYANALI®, INVEGA®, INVEGA HAFYERA®, INVEGA SUSTENNA®, INVEGA TRINZA®, TREVICTA® and XEPLION® are registered trademarks of Johnson & Johnson Corporation; and VUMERITY® is a registered trademark of Biogen Inc., used by Alkermes under license.

(tables follow)

<sup>1</sup> The term “ARISTADA” as used in this press release refers to ARISTADA and ARISTADA INITIO®, unless the context indicates otherwise.

### Alkermes plc and Subsidiaries Selected Financial Information (Unaudited)

Condensed Consolidated Statements of Operations - GAAP (In thousands, except per share data)	Three Months Ended June 30, 2022	Three Months Ended June 30, 2021
<b>Revenues:</b>		
Product sales, net	\$ 190,787	\$ 160,808
Manufacturing and royalty revenues	85,326	142,294
Research and development revenue	106	615
<b>Total Revenues</b>	<b>276,219</b>	<b>303,717</b>
<b>Expenses:</b>		
Cost of goods manufactured and sold	58,360	53,124
Research and development	92,873	97,473
Selling, general and administrative	150,377	139,188
Amortization of acquired intangible assets	9,066	9,511
<b>Total Expenses</b>	<b>310,676</b>	<b>299,296</b>
Operating (Loss) Income	(34,457)	4,421
<b>Other Income, net:</b>		
Interest income	896	623
Interest expense	(2,369)	(2,407)
Change in the fair value of contingent consideration	870	3,240
Other income (expense), net	1,810	(222)
<b>Total Other Income, net</b>	<b>1,207</b>	<b>1,234</b>
(Loss) Income Before Income Taxes	(33,250)	5,655
(Benefit) Provision for Income Taxes	(3,114)	3,291
<b>Net (Loss) Income — GAAP</b>	<b>\$ (30,136)</b>	<b>\$ 2,364</b>
<b>(Loss) Earnings Per Share:</b>		
GAAP (loss) earnings per share — basic and diluted	\$ (0.18)	\$ 0.01
Non-GAAP earnings per share — basic	\$ 0.06	\$ 0.31
Non-GAAP earnings per share — diluted	\$ 0.06	\$ 0.30
<b>Weighted Average Number of Ordinary Shares Outstanding:</b>		
Basic — GAAP	163,839	160,817
Diluted — GAAP	163,839	163,937
Basic — Non-GAAP	163,839	160,817
Diluted — Non-GAAP	168,706	163,937
An itemized reconciliation between net (loss) income on a GAAP basis and non-GAAP net income is as follows:		
<b>Net (Loss) Income — GAAP</b>	<b>\$ (30,136)</b>	<b>\$ 2,364</b>
<b>Adjustments:</b>		
Share-based compensation expense	23,377	27,552
Depreciation expense	10,326	8,966
Amortization expense	9,066	9,511
Income tax effect related to reconciling items	(1,383)	3,927
Non-cash net interest expense	117	117
Change in the fair value of contingent consideration	(870)	(3,240)
<b>Non-GAAP Net Income</b>	<b>\$ 10,497</b>	<b>\$ 49,197</b>





**Alkermes plc and Subsidiaries**  
**Selected Financial Information (Unaudited)**

<b>Condensed Consolidated Statements of Operations - GAAP</b> <b>(In thousands, except per share data)</b>	<b>Six Months Ended</b> <b>June 30, 2022</b>	<b>Six Months Ended</b> <b>June 30, 2021</b>
<b>Revenues:</b>		
Product sales, net	\$ 362,055	\$ 290,771
Manufacturing and royalty revenues	190,496	262,141
License revenue	2,000	1,500
Research and development revenue	213	735
<b>Total Revenues</b>	<b>554,764</b>	<b>555,147</b>
<b>Expenses:</b>		
Cost of goods manufactured and sold	113,519	94,144
Research and development	188,826	189,741
Selling, general and administrative	295,429	264,356
Amortization of acquired intangible assets	18,032	18,917
<b>Total Expenses</b>	<b>615,806</b>	<b>567,158</b>
<b>Operating Loss</b>	<b>(61,042)</b>	<b>(12,011)</b>
<b>Other Expense, net:</b>		
Interest income	1,469	1,487
Interest expense	(4,719)	(6,377)
Change in the fair value of contingent consideration	(18,197)	4,518
Other income (expense), net	4,241	(615)
<b>Total Other Expense, net</b>	<b>(17,206)</b>	<b>(987)</b>
<b>Loss Before Income Taxes</b>	<b>(78,248)</b>	<b>(12,998)</b>
<b>(Benefit) Provision for Income Taxes</b>	<b>(12,209)</b>	<b>7,056</b>
<b>Net Loss — GAAP</b>	<b>\$ (66,039)</b>	<b>\$ (20,054)</b>
<b>(Loss) Earnings Per Share:</b>		
GAAP loss per share — basic and diluted	\$ (0.40)	\$ (0.13)
Non-GAAP earnings per share — basic	\$ 0.18	\$ 0.42
Non-GAAP earnings per share — diluted	\$ 0.18	\$ 0.41
<b>Weighted Average Number of Ordinary Shares Outstanding:</b>		
Basic and diluted — GAAP	163,165	160,229
Basic — Non-GAAP	163,165	160,229
Diluted — Non-GAAP	167,372	163,174
An itemized reconciliation between net loss on a GAAP basis and non-GAAP net income is as follows:		
<b>Net Loss — GAAP</b>	<b>\$ (66,039)</b>	<b>\$ (20,054)</b>
<b>Adjustments:</b>		
Share-based compensation expense	41,720	43,003
Depreciation expense	20,557	19,203
Amortization expense	18,032	18,917
Income tax effect related to reconciling items	(2,576)	8,106
Non-cash net interest expense	234	235
Change in the fair value of contingent consideration	18,197	(4,518)
Debt refinancing charge	—	2,109
<b>Non-GAAP Net Income</b>	<b>\$ 30,125</b>	<b>\$ 67,001</b>

**Alkermes plc and Subsidiaries**  
**Selected Financial Information (Unaudited)**

<b>Condensed Consolidated Balance Sheets (In thousands)</b>	<b>June 30, 2022</b>	<b>December 31, 2021</b>
Cash, cash equivalents and total investments	\$ 759,977	\$ 765,741
Receivables	245,840	313,193
Inventory	155,608	150,335
Contract assets	16,486	13,363
Prepaid expenses and other current assets	47,090	48,967
Property, plant and equipment, net	337,146	341,054
Intangible assets, net and goodwill	148,884	166,916
Other assets	246,386	224,915
<b>Total Assets</b>	<b>\$ 1,957,417</b>	<b>\$ 2,024,484</b>
Long-term debt — current portion	\$ 3,000	\$ 3,000
Other current liabilities	435,518	468,286
Long-term debt	291,537	292,804
Other long-term liabilities	145,038	147,810
Total shareholders' equity	1,082,324	1,112,584
<b>Total Liabilities and Shareholders' Equity</b>	<b>\$ 1,957,417</b>	<b>\$ 2,024,484</b>
Ordinary shares outstanding (in thousands)	164,233	161,937

This selected financial information should be read in conjunction with the consolidated financial statements and notes thereto included in Alkermes plc's Quarterly Report on Form 10-Q for the three and six months ended June 30, 2022, which the company intends to file in July 2022.

**Alkermes plc and Subsidiaries**  
**2022 Guidance — GAAP to Non-GAAP Adjustments**

An itemized reconciliation between projected loss per share on a GAAP basis and projected earnings per share on a non-GAAP basis is as follows:

<b>(In millions, except per share data)</b>	<b>Amount</b>	<b>Shares</b>	<b>(Loss) Earnings Per Share</b>
Projected Net Loss — GAAP	\$ (160.0)	164	\$ (0.98)
Adjustments:			
Share-based compensation expense	93.0		
Depreciation expense	40.0		
Amortization expense	35.0		
Change in the fair value of contingent consideration	18.0		
Income tax effect related to reconciling items	3.0		
Non-cash net interest expense	1.0		
Projected Net Income — Non-GAAP	<u>\$ 30.0</u>	169	\$ 0.18

Projected GAAP and non-GAAP measures reflect mid-points within ranges of estimated guidance.

# Second Quarter 2022 Financial Results & Business Update

July 27, 2022



# Forward-Looking Statements and Non-GAAP Financial Information

Certain statements set forth in this presentation constitute "forward-looking statements" within the meaning of the Private Securities Litigation Reform Act of 1995, as amended, including, but not limited to, statements concerning: Alkermes plc's (the "Company") expectations with respect to its future financial, commercial and operating performance, business plans or prospects, including its assumptions regarding the receipt of royalty payments on sales of XEPLION<sup>®</sup>, TREVICTA<sup>®</sup> and BYANLI<sup>®</sup> outside the U.S. through October 2022; and the potential therapeutic and commercial value of the Company's marketed and development products. The Company cautions that forward-looking statements are inherently uncertain. The forward-looking statements contained in this presentation are neither promises nor guarantees and they are necessarily subject to a high degree of uncertainty and risk. Actual performance and results may differ materially from those expressed or implied in the forward-looking statements due to various risks, assumptions and uncertainties. These risks, assumptions and uncertainties include, among others: the Company may not be able to achieve its targeted financial and profitability metrics in a timely manner or at all; the impacts of the ongoing COVID-19 pandemic and continued efforts to mitigate its spread on the Company's business, results of operations or financial condition; the unfavorable outcome of arbitration or litigation, including the arbitration proceedings with Janssen Pharmaceutica N.V. ("Janssen") and so-called "Paragraph IV" litigation or other patent litigation which may lead to competition from generic drug manufacturers, or other disputes related to the Company's products or products using the Company's proprietary technologies; clinical development activities may not be completed on time or at all; the results of the Company's development activities may not be positive, or predictive of final results from such activities, results of future development activities or real-world results; the U.S. Food and Drug Administration ("FDA") or other regulatory authorities may not agree with the Company's regulatory approval strategies or components of the Company's marketing applications and may make adverse decisions regarding the Company's products; the Company and its licensees may not be able to continue to successfully commercialize their products; there may be a reduction in payment rate or reimbursement for the Company's products or an increase in the Company's financial obligations to government payers; the Company's products may prove difficult to manufacture, be precluded from commercialization by the proprietary rights of third parties, or have unintended side effects, adverse reactions or incidents of misuse; and those risks, assumptions and uncertainties described under the heading "Risk Factors" in the Company's Annual Report on Form 10-K for the year ended Dec. 31, 2021 and in subsequent filings made by the Company with the U.S. Securities and Exchange Commission ("SEC"), which are available on the SEC's website at [www.sec.gov](http://www.sec.gov), and on the Company's website at [www.alkermes.com](http://www.alkermes.com) in the "Investors – SEC filings" section. Existing and prospective investors are cautioned not to place undue reliance on these forward-looking statements, which speak only as of the date hereof. Except as required by law, the Company disclaims any intention or responsibility for updating or revising any forward-looking statements contained in this presentation.

**Non-GAAP Financial Measures:** This presentation includes information about certain financial measures that are not prepared in accordance with generally accepted accounting principles in the U.S. ("GAAP"), including non-GAAP net income (loss) and non-GAAP earnings (loss) per share. The Company provides these non-GAAP financial measures of the Company's performance to investors because management believes that these non-GAAP financial measures, when viewed with the Company's results under GAAP and the accompanying reconciliations, are useful in identifying underlying trends in ongoing operations. These non-GAAP measures are not based on any standardized methodology prescribed by GAAP and are not necessarily comparable to similar measures presented by other companies. Reconciliations of non-GAAP financial measures to the most directly comparable GAAP financial measures, to the extent reasonably determinable, can be found in the Appendix of this presentation.

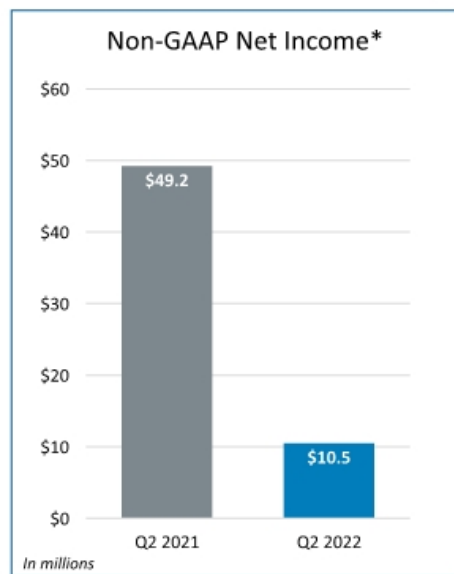
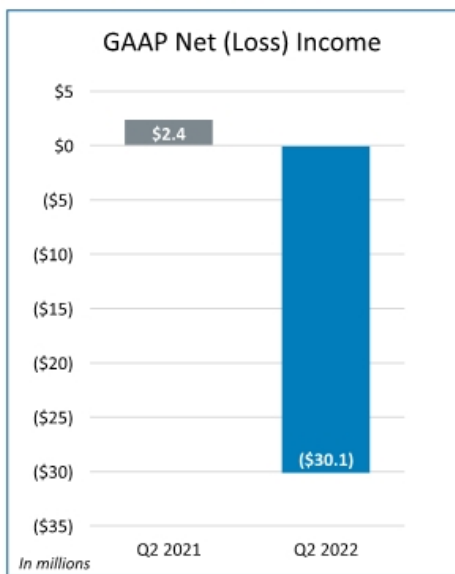
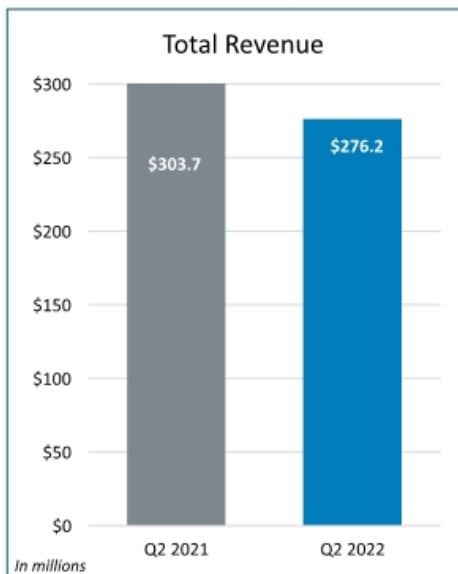
**Note Regarding Trademarks:** The Company and its affiliates are the owners of various U.S. federal trademark registrations (®) and other trademarks (™), including ARISTADA<sup>®</sup>, ARISTADA INITIO<sup>®</sup>, LYBALVI<sup>®</sup> and VIVITROL<sup>®</sup>. Any other trademarks referred to in this presentation are the property of their respective owners. Appearances of such other trademarks herein should not be construed as any indicator that their respective owners will not assert their rights thereto.

# Agenda

---

- **Introduction**  
Sandy Coombs, SVP, Investor Relations & Corporate Affairs
- **Q2 2022 Financial Results**  
Iain Brown, Chief Financial Officer
- **Q2 2022 Commercial Review**  
Todd Nichols, Chief Commercial Officer
- **Business and R&D Pipeline Update**  
Richard Pops, Chief Executive Officer

# Q2 2022 Financial Results Summary



\* Reconciliation of this non-GAAP financial measure to the most directly comparable GAAP financial measure can be found in the Appendix of this presentation.



## Second Quarter 2022 Revenue Summary

In millions, except %	Q2'22	Q2'21	Δ Q2'22 vs. Q2'21
Total Proprietary Net Sales	\$190.8	\$160.8	19%
VIVITROL®	\$96.1	\$88.4	9%
ARISTADA®*	\$74.6	\$72.4	3%
LYBALVI®	\$20.1	-	NA
Manufacturing & Royalty Revenue**	\$85.3	\$142.3	(40%)
Research & Development Revenue	\$0.1	\$0.6	NA
Total Revenue	\$276.2	\$303.7	(9%)

Amounts in the table above may not sum due to rounding.

\*Inclusive of ARISTADA INITIO™

\*\*In Q2'22, royalty revenues from INVEGA SUSTENNA®/XEPLION®, INVEGA TRINZA®/TREVICTA® and INVEGA HAFYERA®/BYANNLI® (the "long-acting INVEGA products") were \$26.6 million, compared to \$81.1 million in Q2'21. This decrease was driven by Janssen's partial termination of the license agreement related to sales of the long-acting INVEGA products in the U.S., which took effect in February 2022. In April 2022, Alkermes commenced binding arbitration proceedings related to, among other things, Janssen's partial termination of the license agreement and Janssen's royalty and other obligations under the agreement.

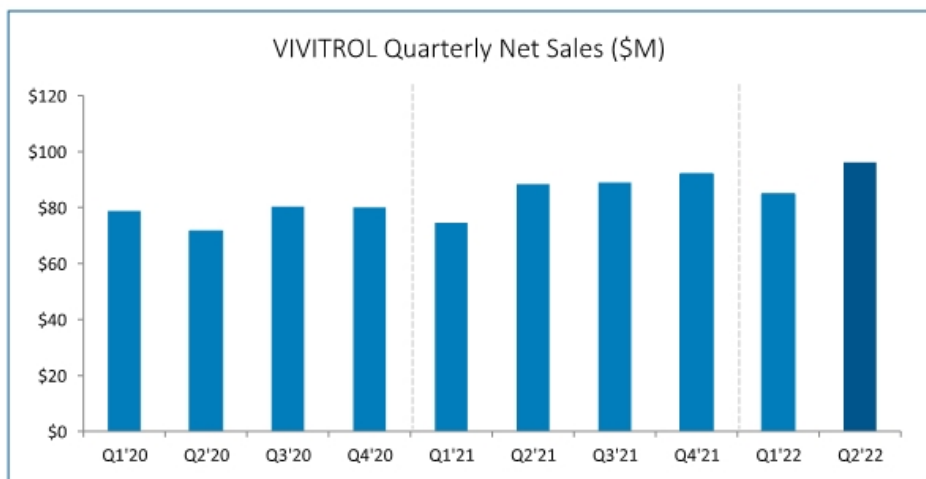
# Alkermes: 2022 Financial Expectations\*

(in millions, except per share amounts)	Current Financial* Expectations for Year Ending Dec. 31, 2022 <i>(Provided 7/27/22)</i>	Previous Financial Expectations for Year Ending Dec. 31, 2022 <i>(Provided 2/16/22)</i>
Revenues	\$1,050 – \$1,120	\$1,000 – \$1,090
COGS	\$215 – \$225	\$215 – \$225
R&D Expense	\$380 – \$400	\$385 – \$415
SG&A Expense	\$575 – \$605	\$575 – \$605
Amortization of Intangible Assets	~\$35	~\$35
Interest Expense, net	\$5 – \$10	\$5 – \$10
Other Expense, net	~\$15	\$0
Income Tax Benefit	\$10 – \$15	\$10 – \$15
GAAP Net Loss	(\$145) – (\$175)	(\$180) – (\$210)
GAAP Net Loss Per Share	(\$0.88) – (\$1.07)	(\$1.10) – (\$1.29)
Non-GAAP Net Income (Loss) <sup>†</sup>	\$15 – \$45	(\$30) – \$0
Non-GAAP Earnings (Loss) Per Share (Basic and Diluted) <sup>†</sup>	\$0.09 – \$0.27	(\$0.18) – \$0.00

- Expected net sales of proprietary products:
  - VIVITROL® net sales of \$365M – \$385M
  - ARISTADA® net sales of \$295M – \$315M
  - LYBALVI® net sales of \$75M – \$90M
- Assumes \$95M – \$100M of royalties related to sales of INVEGA SUSTENNA®, INVEGA TRINZA® and INVEGA HAFYERA® in the U.S. through January 2022 and sales of XEPLION®, TREVICTA® and BYANLI® outside the U.S. through October 2022

\*These expectations are provided by the Company on July 27, 2022 and are effective only as of such date. The Company expressly disclaims any obligation to update or reaffirm these expectations.  
<sup>†</sup>Reconciliation of these non-GAAP financial measures to the most directly comparable GAAP financial measures can be found in the Appendix of this presentation.

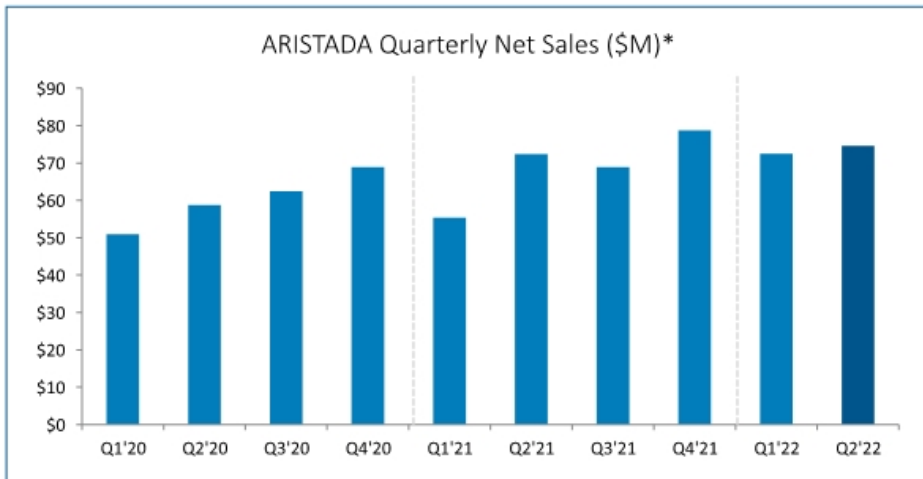
# VIVITROL® Performance and Expectations



- Q2'22 year-over-year net sales increased 9% to \$96.1M
  - Gross-to-net deductions: 51.1% in Q2'22, compared to 51.8% in Q2'21
  - Inventory levels decreased sequentially by ~\$1M, in line with typical seasonal patterns
- FY'22 net sales expected to range from \$365M – \$385M\*
  - Expect gross-to-net deductions of ~51% in FY'22

\* These expectations are provided by the Company on July 27, 2022 and are effective only as of such date. The Company expressly disclaims any obligation to update or reaffirm these expectations.

# ARISTADA® Performance and Expectations

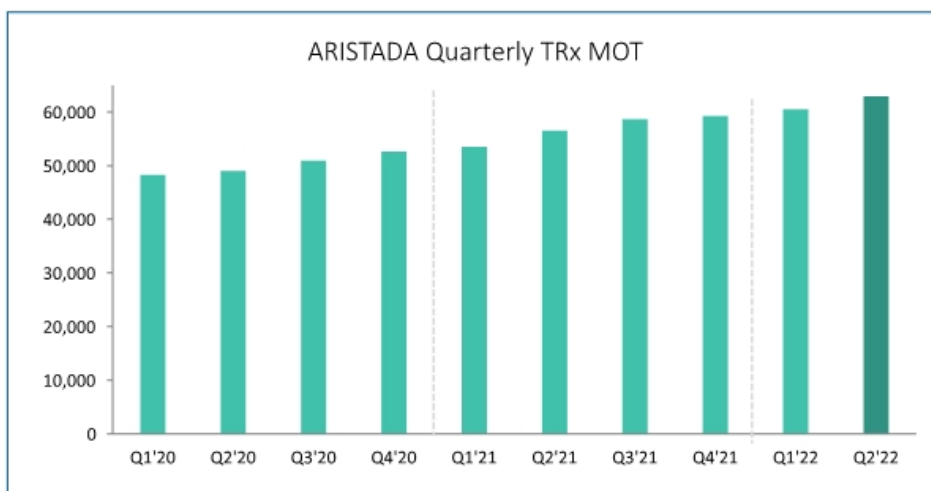


- Q2'22 year-over-year net sales increased 3% to \$74.6M
  - Gross-to-net deductions: 54.2% in Q2'22, compared to 54.8% in Q2'21
  - Inventory levels decreased by ~\$2M
- FY'22 net sales expected to range from \$295M - \$315M<sup>†</sup>
  - Expect gross-to-net deductions of ~54% in FY'22

\*Inclusive of ARISTADA INITIO<sup>†</sup>

<sup>†</sup>These expectations are provided by the Company on July 27, 2022 and are effective only as of such date. The Company expressly disclaims any obligation to update or reaffirm these expectations.

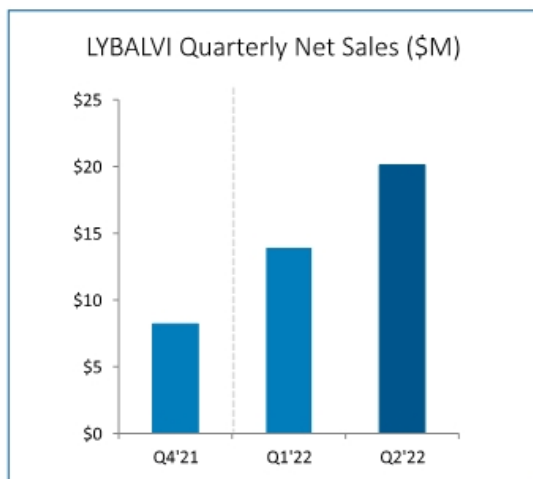
# ARISTADA® Prescription Growth Trends



- Q2'22 year-over-year growth of 11% on TRx months of therapy (MOT) basis
  - Outpaced overall atypical long-acting injectable (LAI) market Q2'22 year-over-year growth of 7%
- Market share:
  - TRx MOT: 10% of atypical LAI market prescriptions in Q2'22

Source: IQVIA NPA

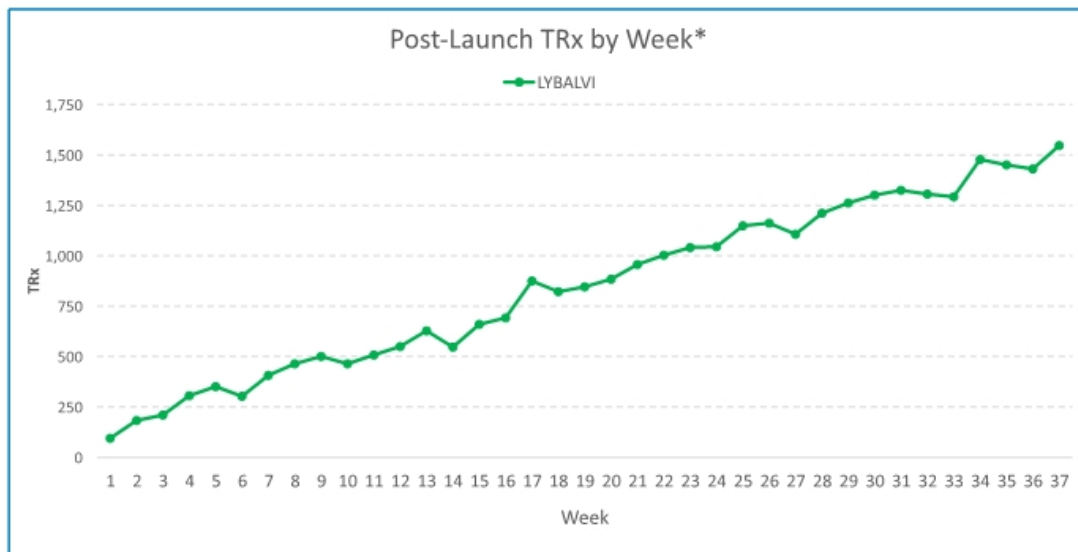
# LYBALVI® Performance and Expectations



- Q2'22 net sales of \$20.1M
  - Gross-to-net deductions: ~26%, reflecting continued less restrictive initial commercial payer coverage than anticipated, which reduced the cost associated with patient copay assistance program
- FY'22 net sales expected to range from \$75M - \$90M<sup>†</sup>
  - Expect gross-to-net deductions of ~30% in FY'22

<sup>†</sup>These expectations are provided by the Company on Jul. 27, 2022 and are effective only as of such date. The Company expressly disclaims any obligation to update or reaffirm these expectations.

# LYBALVI® Prescription Growth Trends



- Q2'22 total TRx: ~17,000
- ~4,260 prescribers had written a prescription for LYBALVI since launch

\*Source: IQVIA NPA Weekly

# Appendix

Confidential, Internal Use Only

---



## Appendix: Financial Results GAAP to Non-GAAP Adjustments

<i>(In millions)</i>	Quarter Ended June 30, 2022	Quarter Ended June 30, 2021
Net (Loss) Income — GAAP	\$ (30,136)	\$ 2,364
Adjustments:		
Share-based compensation expense	23,377	27,552
Depreciation expense	10,326	8,966
Amortization expense	9,066	9,511
Income tax effect related to reconciling items	(1,383)	3,927
Non-cash net interest expense	117	117
Change in the fair value of contingent consideration	(870)	(3,240)
Non-GAAP Net Income	\$ 10,497	\$ 49,197

## Appendix: 2022 Guidance GAAP to Non-GAAP Adjustments

<i>(In millions, except per share data)</i>	Year Ended December 31, 2022	Shares	(Loss) Earnings Per Share
Projected Net Loss — GAAP	\$ (160.0)	164	\$ (0.98)
Adjustments:			
Share-based compensation expense	93.0		
Depreciation expense	40.0		
Amortization expense	35.0		
Change in the fair value of contingent consideration	18.0		
Income tax effect related to reconciling items	3.0		
Non-cash net interest expense	1.0		
Projected Net Income — Non-GAAP	\$ 30.0	169	\$ 0.18

Projected GAAP and non-GAAP measures reflect the mid-points within our financial expectations ranges.

[www.alkermes.com](http://www.alkermes.com)



© 2022 Alkermes. All rights reserved.



